

**Metric IEC
Frame Motors,
Three Phase, 60 Hz,
230/460 Volts**

0.18 thru 1.5 kW (.25 thru 2 Hp)

IEC D63 thru D90L

Applications: Replacement motors for equipment made in Europe requiring IEC metric frame mounting.

Features: IP55 weather proof enclosure, aluminum frame construction. Conforms to IEC 60072-1 and IEC 60034-1. CSA and CSAus #1282269 (LR112981).



kW/Hp	RPM	IEC Frame	Catalog Number	List Price	Mult. Sym.	"Q" Dim.	Aprx. Wt. (lb)	Full Load Efficiency	Voltage	Full Load Amps	Notes (a)
B3, Foot Mounted											
.18/.25	3600	D63	MM5100	202	K	8.74	9	64	230/460	0.5	1,48,106
	1800	D63	MM5150	211	K	8.74	12	64	230/460	0.6	1,48,106
.25/.33	3600	D63	MM5200	235	K	8.74	10	62	230/460	0.7	1,48,106
	1800	D71	MM5250	247	K	9.60	11	64	230/460	0.8	1,48,106
.37/.50	3600	D71	MM5300	252	K	9.60	13	66	230/460	1	1,48,106
	1800	D71	MM5350	257	K	9.60	16	72	230/460	0.9	1,48,106
.55/.75	3600	D71	MM5400	262	K	9.60	17	70.5	230/460	1.4	1,48,106
	1800	D80	MM5450	279	K	11.26	22	75.5	230/460	1.3	1,48,106
.75/1.0	3600	D80	MM5500	298	K	11.26	20	76	230/460	1.6	1,48,106
	1800	D80	MM5550	303	K	11.26	23	82.5	230/460	1.7	1,48,106
1.1/1.5	3600	D80	MM5600	332	K	11.26	23	82.5	230/460	2.1	1,48,106
	1800	D90S	MM5650	340	K	11.93	26	84.5	230/460	2.1	1,48,106
1.5/2.0	3600	D90S	MM5700	353	K	11.93	34	84	230/460	2.8	1,48,106
	1800	D90L	MM5750	365	K	12.91	37	84	230/460	3.1	1,48,106
B5, Flange Mounted											
.18/.25	3600	D63D	MVM5100D	233	K	8.74	10	63	230/460	0.5	1,48,106
	1800	D63D	MVM5150D	242	K	8.74	13	64	230/460	0.6	1,48,106
.25/.33	3600	D63D	MVM5200D	268	K	8.74	11	62	230/460	0.7	1,48,106
	1800	D71D	MVM5250D	276	K	9.60	12	64	230/460	0.8	1,48,106
.37/.50	3600	D71D	MVM5300D	275	K	9.60	14	66	230/460	1	1,48,106
	1800	D71D	MVM5350D	286	K	9.60	17	72	230/460	1	1,48,106
.55/.75	3600	D71D	MVM5400D	292	K	9.60	18	70.5	230/460	1.4	1,48,106
	1800	D80D	MVM5450D	311	K	11.26	23	75.5	230/460	1.3	1,48,106
.75/1.0	3600	D80D	MVM5500D	319	K	11.26	21	76	230/460	1.6	1,48,106
	1800	D80D	MVM5550D	335	K	11.26	24	82.5	230/460	1.7	1,48,106
1.1/1.5	3600	D80D	MVM5600D	365	K	11.26	24	82.5	230/460	2.1	1,48,106
	1800	D90SD	MVM5650D	371	K	11.93	17	84.5	230/460	2.1	1,48,106
1.5/2.0	3600	D90SD	MVM5700D	405	K	11.93	35	84	230/460	2.8	1,48,106
	1800	D90LD	MVM5750D	415	K	12.91	38	84	230/460	3.1	1,48,106
B14, Face Mounted											
.18/.25	3600	D63C	MVM5100C	227	K	8.74	9	63	230/460	0.5	1,48,106
	1800	D63C	MVM5150C	235	K	8.74	12	64	230/460	0.6	1,48,106
.25/.33	3600	D63C	MVM5200C	263	K	8.74	10	62	230/460	0.7	1,48,106
	1800	D71C	MVM5250C	271	K	9.60	11	64	230/460	0.8	1,48,106
.37/.50	3600	D71C	MVM5300C	272	K	9.60	13	66	230/460	1	1,48,106
	1800	D71C	MVM5350C	282	K	9.60	16	72	230/460	1	1,48,106
.55/.75	3600	D71C	MVM5400C	286	K	9.60	17	70.5	230/460	1.4	1,48,106
	1800	D80C	MVM5450C	304	K	11.26	22	75.5	230/460	1.3	1,48,106
.75/1.0	3600	D80C	MVM5500C	313	K	11.26	20	76	230/460	1.6	1,48,106
	1800	D80C	MVM5550C	330	K	11.26	23	82.5	230/460	1.7	1,48,106
1.1/1.5	3600	D80C	MVM5600C	358	K	11.26	23	82.5	230/460	2.1	1,48,106
	1800	D90SC	MVM5650C	363	K	11.93	26	84.5	230/460	2.1	1,48,106
1.5/2.0	3600	D90SC	MVM5700C	394	K	11.93	34	84	230/460	2.8	1,48,106
	1800	D90LC	MVM5750C	405	K	12.91	37	84	230/460	3.1	1,48,106

(a) See notes on inside back flap and pages 5-6.

Farm Duty Motors

Definite Purpose Motors

Unit Handling Motors

Brake Motors

200 & 575 Volt Motors

IEC Frame Motors

50 Hertz Motors

Inverter/Vector Motors & Controls

DC Motors and Controls

Soft Starters & Dynamic Brakes

**Metric IEC
Frame Motors,
Three Phase,
60 Hz, 575 Volts**

0.18 thru 1.5 kW (.25 thru 2 Hp)

IEC D63 thru D90L

Applications: Replacement motors for equipment made in Europe requiring IEC metric frame mounting.

Features: IP55 weather proof enclosure, aluminum frame construction. Conforms to IEC 60072-1 and IEC 60034-1. CSA and CSAus #1282269 (LR112981).



Farm Duty Motors

Definite Purpose Motors

Unit Handling Motors

Brake Motors

200 & 575 Volt Motors

IEC Frame Motors

50 Hertz Motors

Inverter/Vector Motors & Controls

DC Motors and Controls

Soft Start & Dynamic Brakes

kW/HP	RPM	IEC Frame	Catalog Number	List Price	Mult. Sym.	"Q" Dim.	Aprx. Wt. (lb)	Full Load Efficiency	Voltage	Full Load Amps	Notes (a)
B3, Foot Mounted											
.18/.25	3600	D63	MM5100-5	202	K	8.74	9	63	575	0.4	1,106
	1800	D63	MM5150-5	211	K	8.74	12	64	575	0.5	1,106
.25/.33	3600	D63	MM5200-5	235	K	8.74	10	62	575	0.6	1,106
	1800	D71	MM5250-5	247	K	9.60	11	64	575	0.6	1,106
.37/.50	3600	D71	MM5300-5	252	K	9.60	13	66	575	0.8	1,106
	1800	D71	MM5350-5	257	K	9.60	16	72	575	0.7	1,106
.55/.75	3600	D71	MM5400-5	262	K	9.60	17	70.5	575	1.1	1,106
	1800	D80	MM5450-5	279	K	11.26	22	75.5	575	1.1	1,106
.75/1.0	3600	D80	MM5500-5	298	K	11.26	20	76	575	1.2	1,106
	1800	D80	MM5550-5	303	K	11.26	20	82.5	575	1.4	1,106
1.1/1.5	3600	D80	MM5600-5	332	K	11.26	23	82.5	575	1.7	1,106
	1800	D90S	MM5650-5	340	K	11.93	26	84.5	575	1.7	1,106
1.5/2.0	3600	D90S	MM5700-5	353	K	11.93	34	84	575	2.2	1,106
	1800	D90L	MM5750-5	365	K	12.91	37	84	575	2.5	1,106
B5, Flange Mounted											
.18/.25	3600	D63D	MVM5100D-5	233	K	8.74	10	63	575	0.4	1,106
	1800	D63D	MVM5150D-5	242	K	8.74	13	64	575	0.5	1,106
.25/.33	3600	D63D	MVM5200D-5	268	K	8.74	11	62	575	0.6	1,106
	1800	D71D	MVM5250D-5	276	K	9.60	12	64	575	0.6	1,106
.37/.50	3600	D71D	MVM5300D-5	275	K	9.60	14	66	575	0.8	1,106
	1800	D71D	MVM5350D-5	286	K	9.60	17	72	575	0.8	1,106
.55/.75	3600	D71D	MVM5400D-5	292	K	9.60	18	70.5	575	1.1	1,106
	1800	D80D	MVM5450D-5	311	K	11.26	23	75.5	575	1.1	1,106
.75/1.0	3600	D80D	MVM5500D-5	319	K	11.26	21	76	575	1.2	1,106
	1800	D80D	MVM5550D-5	335	K	11.26	24	82.5	575	1.4	1,106
1.1/1.5	3600	D80D	MVM5600D-5	365	K	11.26	24	82.5	575	1.7	1,106
	1800	D90SD	MVM5650D-5	371	K	11.93	27	84.5	575	1.7	1,106
1.5/2.0	3600	D90SD	MVM5700D-5	405	K	11.93	35	84	575	2.2	1,106
	1800	D90LD	MVM5750D-5	415	K	12.91	38	84	575	2.5	1,106
B14, Face Mounted											
.18/.25	3600	D63C	MVM5100C-5	227	K	8.74	9	63	575	0.4	1,106
	1800	D63C	MVM5150C-5	235	K	8.74	12	64	575	0.5	1,106
.25/.33	3600	D63C	MVM5200C-5	263	K	8.74	10	62	575	0.6	1,106
	1800	D71C	MVM5250C-5	271	K	9.60	11	64	575	0.6	1,106
.37/.50	3600	D71C	MVM5300C-5	272	K	9.60	13	66	575	0.8	1,106
	1800	D71C	MVM5350C-5	282	K	9.60	16	72	575	0.7	1,106
.55/.75	3600	D71C	MVM5400C-5	286	K	9.60	17	70.5	575	1.1	1,106
	1800	D80C	MVM5450C-5	304	K	11.26	22	75.5	575	1.1	1,106
.75/1.0	3600	D80C	MVM5500C-5	313	K	11.26	20	76	575	1.2	1,106
	1800	D80C	MVM5550C-5	330	K	11.26	23	82.5	575	1.4	1,106
1.1/1.5	3600	D80C	MVM5600C-5	431	K	11.26	23	82.5	575	1.2	1,106
	1800	D90SC	MVM5650C-5	363	K	11.93	26	84.5	575	1.7	1,106
1.5/2.0	3600	D90SC	MVM5700C-5	394	K	11.93	34	84	575	2.2	1,106
	1800	D90LC	MVM5750C-5	405	K	12.91	37	84	575	2.5	1,106

(a) See notes on inside back flap and pages 5-6.

**Metric IEC
Frame Motors,
Three Phase,
60 Hz**

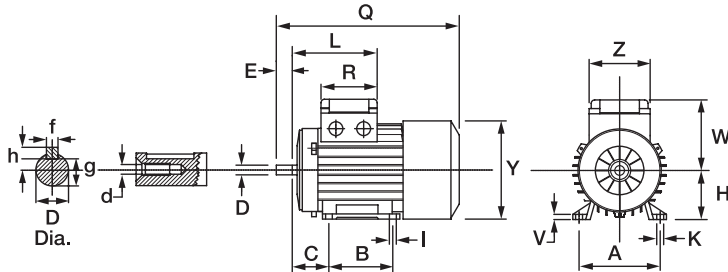
0.18 thru 1.5 kW (.25 thru 2 Hp) IEC D63 thru D90L



Dimensions

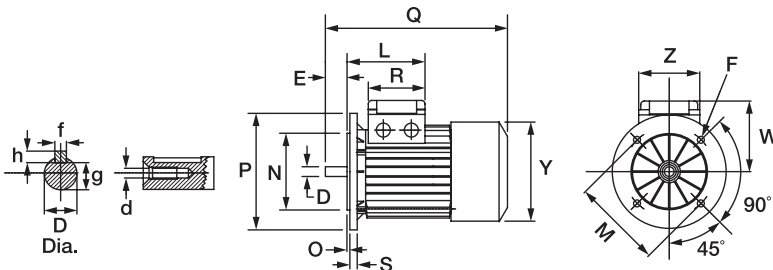
IEC Frame	Ø D	E	f	g	h	L	Q	R	V	Y	Z	d
63	11	23	4	8.5	4	130	222	81	7	120	75	M4
71	14	30	5	11	5	148	244	81	8.5	150	75	M5
80	19	40	6	15.5	6	162	286	81	9.5	170	75	M6
90 S	24	50	8	20	7	171	303	98.5	10.5	185	98.5	M8
90 L	24	50	8	20	7	196	328	98.5	10.5	185	98.5	M8

B3 - Foot Mount



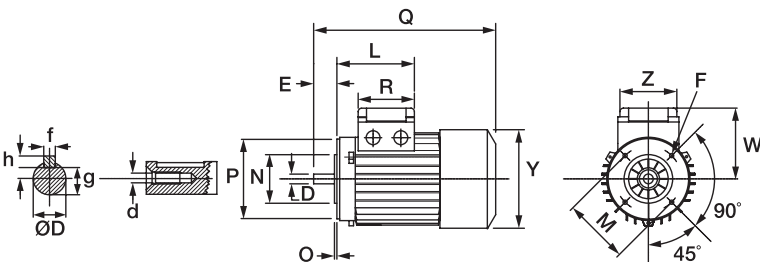
IEC Frame	A	B	C	H	I	K	W
63	100	80	40	63	8	10.5	89
71	112	90	45	71	7	10.5	102
80	125	100	50	80	9	14	113
90 S	140	100	56	90	10	14	127
90 L	140	125	56	90	10	14	127

B5 - Flange Mount



IEC Frame	F	Ø M	Ø N	O	Ø P	S
63	9.5	115	95	3	140	10
71	9.5	130	110	3.5	160	12
80	11.5	165	130	3.5	200	12
90 S	11.5	165	130	3.5	200	12
90 L	11.5	165	130	3.5	200	12

B14 - Face Mount



IEC Frame	F	Ø M	Ø N	O	Ø P
63	M5	75	60	2.5	90
71	M6	85	70	2.5	105
80	M6	100	80	3	120
90 S	M8	115	95	3	140
90 L	M8	115	95	3	140

Farm Duty Motors

Definite Purpose Motors

Unit Handling Motors

Brake Motors

200 & 575 Volt Motors

IEC Frame Motors

50 Hertz Motors

Inverter/Vector Motors & Controls

DC Motors and Controls

Soft Starters & Dynamic Brakes

**Super-E,
Metric IEC Motors,
Three Phase, 50 Hz,
230/400 & 400 Volts**

4 thru 200 kW (5-268 Hp)

IEC D112M thru D315M

Applications: Pumps, compressors, fans, conveyors and other general purpose three phase applications.

Features: Suitable for mounting in any position. Cast iron frame, endplates conduit box and fan cover. Metric hardware and terminal strip in F2 conduit box. Re-greasing provisions and thermistors on 11kW (D160 frame) and larger. IP55 protection. Wye-delta connection. Complies with AS/NZS 1359.5.2005 High-Efficiency MEPS, exceeds Eff 1 CENELEC. ISR® (Inverter Spike Resistant) magnet wire. UL, CSA and CE compliant.



kW/HP	RPM	IEC Frame	Catalog Number	List Price	Mult. Sym.	"L" Dim.(in)	Aprx. Wt. (lb)	Full Load Efficiency ^(a)	Voltage	Full Load Amps	Notes ^(b)
4/5	3000	D112M	EM11042-57	1,190	L1	15.12	106	89.3	230/400	7	1,48,52
	1500	D112M	EM11044-57	996	L1	—	56	89.9	230/400	8.5	1,48,52
5.5/7.5	3000	D132S	EM13062-58	1,379	L1	18.23	78	90.1	400	10	1,48,52
	1500	D132S	EM13064-58	1,329	L1	18.23	81	90.7	400	10.4	1,48,52
7.5/10	3000	D132S	EM13082-58	1,617	L1	18.23	91	90.9	400	13.4	1,48,52
	1500	D132M	EM13084-58	1,490	L1	18.23	91	91.5	400	14.2	1,48,52
11/15	3000	D160M	EM16112-58 ^(c)	2,327	L1	23.50	282	92.4	400	20.3	1,48,52
	1500	D160M	EM16114-58 ^(c)	2,149	L1	23.50	286	92.4	400	20.5	1,48,52
15/20	3000	D160M	EM16152-58 ^(c)	2,545	L1	23.50	294	93	400	26	1,48,52
	1500	D160L	EM16154-58 ^(c)	2,584	L1	23.50	315	93	400	27.5	1,48,52
18.5/25	3000	D160L	EM16192-58 ^(c)	3,290	L1	23.50	310	93	400	32	1,48,52
	1500	D180M	EM18194-58 ^(c)	3,350	L1	27.48	459	93.6	400	33.5	1,48,52
22/30	3000	D180M	EM18222-58 ^(c)	3,890	L1	27.48	445	93.3	400	38.5	1,48,52
	1500	D180L	EM18224-58 ^(c)	3,956	L1	27.48	451	93.6	400	43.5	1,48,52
30/40	3000	D200M	EM20302-58 ^(c)	5,011	L1	29.45	608	93.9	400	51.5	1,48,52
	1500	D200L	EM20304-58 ^(c)	5,142	L1	29.45	608	94.2	400	54.7	1,48,52
37/50	3000	D200M	EM20372-58 ^(c)	5,785	L1	29.45	633	94.2	400	63.8	1,48,52
	1500	D225M	EM22374-58 ^(c)	5,611	L1	32.48	367	94.5	400	67.4	1,48,52
45/60	3000	D225S	EM22452-58 ^(c)	8,087	L1	31.30	815	94.6	400	77.8	1,48,52
	1500	D225M	EM22454-58 ^(c)	8,030	L1	32.48	808	94.8	400	79.7	1,48,52
55/75	3000	D250S	EM25552-58 ^(c)	9,393	L1	36.30	1,100	94.9	400	92.2	1,48,52
	1500	D250M	EM25554-58 ^(c)	9,374	L1	36.30	1,185	95	400	95.5	1,48,52
75/100	3000	D280S	EM28752-58 ^(c)	11,897	L1	41.14	1,264	95.4	400	130	1,48,52
	1500	D250M	EM25754-58 ^(c)	11,806	L1	36.30	569	95.5	400	135	1,48,52
90/125	3000	D280S	EM28902-58 ^(c)	16,153	L1	41.14	1,421	95.5	400	151	1,48,52
	1500	D280M	EM28904-58 ^(c)	15,891	L1	42.48	1,455	95.7	400	158	1,48,52
110/150	3000	D315S	EM31112-58 ^(c)	19,162	L1	45.94	1,592	95.8	400	193	1,48,52
	1500	D315M	EM31114-58 ^(c)	18,598	L1	44.76	1,859	96	400	192	1,48,52
132/177	3000	D315S	EM31132-58 ^(c)	21,011	L1	44.76	1,662	96.1	400	226	1,48,52
	1500	D315M	EM31134-58 ^(c)	20,716	L1	45.94	1,859	96.1	400	231	1,48,52
160/215	3000	D315S	EM31162-58 ^(d)	28,228	L1	—	1,025	96.1	400	269	1,48,52
	1500	D315M	EM31164-58 ^(d)	27,613	L1	—	1,000	96.3	400	286	1,48,52
200/268	3000	D315M	EM31202-58 ^(d)	42,147	L1	—	1,190	96.1	400	337	1,48,52
	1500	D315M	EM31204-58 ^(d)	27,341	L1	—	1,160	96.3	400	351	1,48,52

^(a) Efficiency per IEC 60034-1.

^(b) See notes on inside back flap and pages 5-6.

^(c) Includes 3 winding thermistors.

^(d) Includes 3 winding thermistors. G28 due mid-2009

■ Cast Iron Frame

Farm Duty Motors

Definite Purpose Motors

Unit Handling Motors

Brake Motors

200 & 575 Volt Motors

IEC Frame Motors

50 Hertz Motors

Inverter/Vector Motors & Controls

DC Motors and Controls

Soft Start & Dynamic Brakes

**Metric-E,
IEC Motors,
Three Phase, 50 Hz,
230/400 & 400 Volts**

4 thru 200 kW (5-268 Hp)

IEC D112M thru D315M

Applications: Pumps, compressors, fans, conveyors and other general purpose three phase applications.

Features: Suitable for mounting in any position. Cast iron frame, endplates conduit box and fan cover. Metric hardware and terminal strip in F2 conduit box. Re-greasing provisions and thermistors on 11kW (D160 frame) and larger. IP55 protection. Wye-delta connection. Complies with AS/NZS 1359.5.2005 High-Efficiency MEPS, exceeds Eff 1 CENELEC. ISR® (Inverter Spike Resistant) magnet wire. UL, CSA and CE compliant.



kW/Hp	RPM	IEC Frame	Catalog Number	List Price	Mult. Sym.	"L" Dim.(in)	Aprx. Wt. (lb)	Full Load Efficiency ^(a)	Voltage	Full Load Amps	Notes ^(b)
4/5	3000	D112M	M11042-57	1,064	L1	15.12	98	87.6	230/400	7.1	1,48,52
	1500	D112M	M11044-57	878	L1	17.60	113	88.5	230/400	8	1,48,52
5.5/7.5	3000	D132S	M13062-58	1,211	L1	18.23	168	88.5	400	10.2	1,48,52
	1500	D132S	M13064-58	1,173	L1	18.23	178	89.2	400	10.6	1,48,52
7.5/10	3000	D132S	M13082-58	1,455	L1	18.23	198	89.5	400	13.6	1,48,52
	1500	D132M	M13084-58	1,261	L1	18.23	196	90.1	400	14.4	1,48,52
11/15	3000	D160M	M16112-58 ^(c)	1,995	L1	23.50	282	91.7	400	20.3	1,48,52
	1500	D160M	M16114-58 ^(c)	1,790	L1	23.50	286	92.4	400	21.8	1,48,52
15/20	3000	D160M	M16152-58 ^(c)	2,183	L1	23.50	294	91.3	400	26.3	1,48,52
	1500	D160L	M16154-58 ^(c)	2,142	L1	23.50	315	92.4	400	27.8	1,48,52
18.5/25	3000	D160L	M16192-58 ^(c)	2,750	L1	23.50	310	91.8	400	33	1,48,52
	1500	D180M	M18194-58 ^(c)	2,627	L1	27.48	437	92.4	400	37.8	1,48,52
22/30	3000	D180M	M18222-58 ^(c)	2,977	L1	27.48	202	92.2	400	37.9	1,48,52
	1500	D180L	M18224-58 ^(c)	3,086	L1	27.48	470	93.2	400	42.5	1,48,52
30/40	3000	D200M	M20302-58 ^(c)	4,213	L1	29.45	625	92.9	400	52	1,48,52
	1500	D200L	M20304-58 ^(c)	4,063	L1	29.45	608	94.1	400	52.6	1,48,52
37/50	3000	D200M	M20372-58 ^(c)	4,281	L1	29.45	725	93.3	400	64.4	1,48,52
	1500	D225M	M22374-58 ^(c)	4,202	L1	32.48	808	94.1	400	72.5	1,48,52
45/60	3000	D225S	M22452-58 ^(c)	6,479	L1	31.30	808	94.1	400	76.5	1,48,52
	1500	D225M	M22454-58 ^(c)	6,386	L1	32.48	808	94.5	400	85.5	1,48,52
55/75	3000	D250S	M25552-58 ^(c)	7,849	L1	36.30	1,075	94.1	400	93.5	1,48,52
	1500	D250M	M25554-58 ^(c)	7,768	L1	36.30	1,200	94.5	400	94.5	1,48,52
75/100	3000	D280S	M28752-58 ^(c)	9,998	L1	36.30	1,449	94.6	400	131	1,48,52
	1500	D250M	M25754-58 ^(c)	9,723	L1	36.30	1,255	95.4	400	128	1,48,52
90/125	3000	D280S	M28902-58 ^(c)	13,571	L1	41.26	1,275	94.8	400	152	1,48,52
	1500	D280M	M28904-58 ^(c)	13,351	L1	42.48	1,455	95.4	400	158	1,48,52
110/150	3000	D315S	M31112-58 ^(c)	16,097	L1	44.76	1,428	95.1	400	194	1,48,52
	1500	D315M	M31114-58 ^(c)	15,623	L1	45.94	1,859	95.4	400	195	1,48,52
132/177	3000	D315S	M31132-58 ^(c)	17,647	L1	44.76	2,016	95.4	400	228	1,48,52
	1500	D315M	M31134-58 ^(c)	17,401	L1	45.94	1,859	95.5	400	235	1,48,52
160/215	3000	D315S	M31162-58 ^(d)	23,471	L1	—	953	95.5	400	271	1,48,52
	1500	D315M	M31164-58 ^(d)	22,961	L1	—	930	95.7	400	288	1,48,52
200/268	3000	D315M	M31202-58 ^(d)	35,040	L1	—	1,107	95.5	400	339	1,48,52
	1500	D315M	M31204-58 ^(d)	22,961	L1	—	1,079	95.7	400	353	1,48,52

^(a) Efficiency per IEC 60034-1.

^(b) See notes on inside back flap and pages 5-6.

^(c) Includes 3 winding thermistors.

^(d) Includes 3 winding thermistors. G28 due mid-2009

■ Cast Iron Frame

Farm Duty Motors

Definite Purpose Motors

Unit Handling Motors

Brake Motors

200 & 575 Volt Motors

IEC Frame Motors

50 Hertz Motors

Inverter/Vector Motors & Controls

DC Motors and Controls

Soft Starters & Dynamic Brakes

**Three Phase, 60 Hz,
TEFC (IP54),
Foot Mounted (IEC-
B3)**

0.18 thru 30 kW (.25 thru 40 Hp)

IEC D63 thru D200L

Applications: Pumps, fans, conveyors, machine tools, gear reducers and other applications requiring IEC metric B3 base mount replacements.

Features: Conforms to IEC 60072-1 and IEC 60034-1. Conduit box mounted F-2. Rigid Base. Pressure cast aluminum end plates with ribbed design for rigidity. Ball bearings with a locked drive end bearing, heavy-gauge steel frames and gasketed conduit box. Motors with shaded rows have cast iron frames and endplates.



KW/Hp	RPM	IEC Frame	Catalog Number	List Price	Mult. Sym.	"L" Dim. (in)	Aprx. Wt. (lb)	Full Load Efficiency	Voltage	Full Load Amps	Notes (a)	
.18/.25	1800	D63	MM3454	261	K	10.47	20	73	230/460	0.6	2,30	
	3600	D63	MM3457	243	K	10.47	20	72	230/460	0.6	2,30	
.25/.33	1800	D71	MM3458	288	K	10.43	20	74	230/460	0.7	2,30	
	3600	D71	MM3460	275	K	10.43	20	72	230/460	0.6	2,30	
.37/.50	1800	D71	MM3461	341	K	10.43	19	71	208-230/460	1.2	2	
	3600	D71	MM3463	304	K	10.93	24	75.2	230/460	1.2	2,30	
.55/.75	1800	D80	MM3542	364	K	10.73	26	75.5	208-230/460	1.5	2	
	3600	D80	MM3545	360	K	10.73	25	77	208-230/460	1.5	2	
.75/1.0	1800	D80	MM3546	379	K	12.23	33	75.5	208-230/460	1.8	2	
	3600	D80	MM3550	400	K	11.35	30	82.5	208-230/460	2.1	2	
1.1/1.5	1800	D90S	MM3554	442	L1	13.00	37	84	208-230/460	2.1	1	
	3600	D90S	MM3555	477	K	13.00	39	84	208-230/460	2.6	1	
1.5/2	1800	D90L	MM3558	454	K	13.00	47	84	208-230/460	2.8	1	
	3600	D90L	MM3559	605	K	13.87	51	85.5	208-230/460	3.6	1	
2.2/3	1800	D100L	MM3611	545	L1	15.76	65	87.5	208-230/460	4.1	1	
	3600	D100L	MM3613	670	L1	15.76	65	87.5	208-230/460	5.8	1	
3.7/5	1800	D112M	MM3615	618	L1	16.17	79	87.5	208-230/460	7.1	1	
	3600	D132S	MM3709	993	L1	17.66	116	88.5	208-230/460	9	1	
5.5/7.5	1800	D132S	MM3710	784	L1	17.66	111	89.5	208-230/460	9.8	1	
	3600	D132S	MM3711	1,083	L1	17.66	125	89.5	208-230/460	11.5	1	
7.5/10	1800	D132M	MM3714	955	L1	18.91	127	89.5	208-230/460	12.8	1	
	11/15	1800	D160M	MM2333	1,533	L1	21.40	240	91	208-230/460	18.5	1
50 Hertz Motors	15/20	1800	D160L	MM2334	1,854	L1	23.51	270	91	230/460	24	1,30
	18.5/25	1800	D180M	MM4103	2,303	L1	25.68	384	92.4	230/460	29	1,30
	22/30	1800	D180L	MM4104	2,703	L1	25.68	421	92.4	230/460	36	1,30
	30/40	1800	D200L	MM4110	3,596	L1	29.35	479	93	230/460	47	1,30

(a) See notes on inside back flap and pages 5-6.

■ Cast Iron Frame

Farm Duty Motors

Definite Purpose Motors

Unit Handling Motors

Brake Motors

200 & 575 Volt Motors

IEC Frame Motors

50 Hertz Motors

Inverter/Vector Motors & Controls

DC Motors and Controls

Soft Start & Dynamic Brakes

Three Phase, 60 Hz, 0.25 thru 7.5 kW (.33 thru 10 Hp) IEC D71D thru D132MD TEFC (IP54), Flange (IEC-B5)

Applications: Pumps, fans, conveyors, machine tools, gear reducers and other applications requiring IEC metric B5 flange mount replacements.



Features: IEC-B5 flange mount. Conduit box mounted F-2. Conforms to IEC 60072-1 and IEC 60034-1. Pressure cast aluminum end plates with ribbed design for rigidity. Ball bearings with a locked drive end bearing, heavy-gauge steel frames and gasketed conduit box.

kW/Hp	RPM	IEC Frame	Catalog Number	List Price	Mult. Sym.	"L" Dim.(in)	Aprx. Wt. (lb)	Full Load Efficiency	Voltage	Full Load Amps	Notes (a)
.25/.33	3600	D71D	MVM3457D	375	K	10.74	20	72	230/460	0.6	30
	1800	D71D	MVM3458D	452	K	10.74	20	74	230/460	0.7	30
.37/.50	3600	D71D	MVM3460D	432	K	10.74	20	72	230/460	0.6	30
	1800	D71D	MVM3461D	455	K	10.74	20	71	230/460	1.2	1,30
.55/.75	3600	D71D	MVM3463D	450	K	11.24	25	75.2	230/460	1.2	2,30
	1800	D80D	MVM3542D	480	K	10.73	28	75.5	208-230/460	1.5	
.75/1.0	3600	D80D	MVM3545D	529	K	10.73	25	75.5	230/460	1.8	30
	1800	D80D	MVM3546D	549	K	12.23	33	75.5	208-230/460	1.8	
1.1/1.5	3600	D80D	MVM3550D	556	L1	11.61	37	75.5	208-230/460	2.3	
	1800	D90SD,LD	MVM3554D	566	L1	12.01	41	78.5	208-230/460	2.5	
1.5/2	3600	D90SD,LD	MVM3555D	606	L1	13.01	45	78.5	208-230/460	2.7	
	1800	D90SD,LD	MVM3558D	587	L1	13.01	46	82.5	208-230/460	3.1	
2.2/3	3600	D90SD,LD	MVM3559D	668	L1	13.01	52	82.5	208-230/460	3.8	1
	1800	D100LD	MVM3611D	721	L1	12.04	68	82.5	208-230/460	4.3	1
3.7/5	3600	D100LD	MVM3613D	826	L1	13.41	76	85.5	208-230/460	6	1
	1800	D112MD	MVM3615D	778	L1	13.41	81	85.5	208-230/460	6.6	1
5.5/7.5	3600	D132SD	MVM3709D	1,101	L1	19.35	118	84	208-230/460	9.4	1
	1800	D132SD	MVM3710D	982	L1	19.35	137	87.5	208-230/460	10.4	1
7.5/10	3600	D132SD	MVM3711D	1,305	L1	19.35	145	85.5	208-230/460	12	1
	1800	D132MD	MVM3714D	1,197	L1	20.48	152	87.5	208-230/460	13	2,20

(a) See notes on inside back flap and pages 5-6.

Metric dimensions are located on back flap.

Farm Duty Motors

Definite Purpose Motors

Unit Handling Motors

Brake Motors

200 & 575 Volt Motors

IEC Frame Motors

50 Hertz Motors

Inverter/Vector Motors & Controls

DC Motors and Controls

Soft Starters & Dynamic Brakes

**Three Phase,
60 Hz, TEFC (IP54),
B14 Face (IEC B14)**

0.25 thru 7.5 kW (.33 thru 10 Hp) IEC D71C thru D112MC

Applications: Pumps, fans, conveyors, machine tools, gear reducers and other applications requiring IEC metric B14 face mounting replacements.



Features: IEC-B14 face mounting. Conduit box mounted F-2. Pressure cast aluminum end plates with ribbed design for rigidity. Ball bearings with a locked drive end bearing, heavy-gauge steel frames and gasketed conduit box.

kW/Hp	RPM	IEC Frame	Catalog Number	List Price	Mult. Sym.	"L" Dim.(in)	Aprx. Wt. (lb)	Full Load Efficiency	Voltage	Full Load Amps	Notes (a)
.25/.33	1800	D71C	MVM3458C	397	K	10.74	22	74	230/460	0.7	30
	3600	D71C	MVM3460C	423	K	10.74	22	72	230/460	0.6	30
.37/.50	1800	D71C	MVM3461C	447	K	10.74	22	71	208-230/460	1.2	2
	3600	D71C	MVM3463C	440	K	11.24	26	75.5	230/460	1.4	30
.55/.75	1800	D80C	MVM3542C	469	K	11.11	25	75.5	208-230/460	1.5	
	3600	D80C	MVM3545C	520	K	11.11	24	75.5	230/460	1.8	2,30
.75/1.0	1800	D80C	MVM3546C	536	K	12.61	32	75.5	208-230/460	1.8	
	3600	D80C	MVM3550C	542	L1	11.38	33	75.5	208-230/460	2.3	
1.1/1.5	1800	D90SC	MVM3554C	556	L1	12.75	40	78.5	208-230/460	2.5	
	3600	D90SC,LC	MVM3555C	596	L1	13.75	45	78.5	208-230/460	2.7	
1.5/2	1800	D90LC	MVM3558C	571	L1	13.75	45	82.5	208-230/460	3.1	
	3600	D90LC	MVM3559C	653	L1	13.75	53	82.5	208-230/460	3.8	1
2.2/3	1800	D100SC,MC	MVM3611C	707	L1	14.52	61	82.5	208-230/460	4.3	1
	3600	D100SC,MC	MVM3613C	812	L1	15.89	69	85.5	208-230/460	6	1
3.7/5	1800	D112SC,MC	MVM3615C	763	L1	15.89	76	85.5	208-230/460	6.6	1

(a) See notes on inside back flap and pages 5-6.

Farm Duty Motors

Definite Purpose Motors

Unit Handling Motors

Brake Motors

200 & 575 Volt Motors

IEC Frame Motors

50 Hertz Motors

Inverter/Vector Motors & Controls

DC Motors and Controls

Soft Start & Dynamic Brakes

**SSE Stainless,
Three Phase,
Totally Enclosed,
C-Face, 50Hz**

0.37 thru 1.5 kW

IEC D80D thru D90C

Applications: Food processing, packaging, outdoor and highly corrosive environments.

Features: Class F insulated motor with 1.15 service factor or higher that operates within class “B” temperature limits at rated horsepower. All external surfaces 300 series stainless steel: motor frame, endplates, conduit box, shaft and base. Moisture resistant 200°C ISR® magnet wire. Hydrophobic aspiration system eliminates condensation from inside the motor. Endplate rabbets have O-ring seals to band. Conduit box is welded to the motor frame. Patented bearing seal to protect motor bearings, inside and out. Epoxy encapsulation prevents any moisture from reaching the windings as well as potting the passage between the band and the conduit box. Nameplate information is laser etched on the band. Catalog numbers also etched on both sides. Especially effective in highly corrosive environments where paint or other finishes do not hold up. NEMA Premium® efficiency and 3-year warranty.



kW	RPM	IEC Frame	Enclosure	Catalog Number	List Price	Mult. Sym.	“C” Dim.	Aprx. Wt. (lb)	Full Load Efficiency	Voltage ^(a)	Full Load Amps ^(b)	Notes ^(c)
B14, C-Face, Foot Mounted												
1.1/1.5	1500	D90C	TEFC	CSSEWDM90114C-57	1,485	WD	14.36	24	88.5	240/380-415	2.5	1
1.5/2	1500	D90C	TEFC	CSSEWDM90154C-57	1,798	WD	15.74	25	88.5	240/380-415	3.2	1
B5, Flange, Footless												
0.37/0.5	1500	D80D	TENV	VSSEWDM80044D-57	1,324	WD	10.92	46	80	240/380-415	0.8	1,60
0.55/0.75	1500	D80D	TENV	VSSEWDM80064D-57	1,370	WD	11.92	51	81.5	240/380-415	1.2	1,60
0.75/1	1500	D80D	TENV	VSSEWDM80084D-57	1,447	WD	—	54	75.5	240/380-415	1.9	1,60
1.1/1.5	1500	D90D	TEFC	VSSEWDM90114D-57	1,459	WD	—	61	85.9	240/380-415	2.3	1
1.5/2	1500	D90D	TEFC	VSSEWDM90154D-57	1,773	WD	—	61	87	240/380-415	3.1	1

^(a) Voltage @ 50 Hz, usable on 460 Volt 60 Hz.
^(b) Full load amps @ 400 volt nominal - 50 Hz.
^(c) See notes on inside back flap and pages 5-6.
 Above data subject to revision without notice.

Farm Duty Motors

Definite Purpose Motors

Unit Handling Motors

Brake Motors

200 & 575 Volt Motors

IEC Frame Motors

50 Hertz Motors

Inverter/Vector Motors & Controls

DC Motors and Controls

Soft Starters & Dynamic Brakes

**Three Phase,
50 Hz, TEFC (IP54),
B3 Face (IEC B5, B14)**

0.56 thru 15 kW (.75 thru 20 Hp)

IEC D80 thru D160L

Applications: Pumps, fans, conveyors, machine tools, gear reducers and other applications requiring IEC metric motor replacements.

Features: CE certified. Conforms to IEC 60072-1 and IEC 60034-1. Includes terminal blocks.



Farm Duty Motors

Definite Purpose Motors

Unit Handling Motors

Brake Motors

200 & 575 Volt Motors

IEC Frame Motors

50 Hertz Motors

Inverter/Vector Motors & Controls

DC Motors and Controls

Soft Start & Dynamic Brakes

kW/HP	RPM	IEC Frame	Catalog Number	List Price	Mult. Sym.	"C" Dim.	Aprx. Wt. (lb)	Full Load Efficiency	Voltage	Full Load Amps	Notes (a)
B3, Foot Mounted											
.75/1.0	1800	D80	MM3546-50	418	K	12.73	36	74	230/400	2	2,6,20
1.5/2	1800	D90L	MM3558-50	500	K	13.87	47	80	230/400	3.2	2,6,20
2.2/3	1800	D100L	MM3611-50	599	L1	16.20	66	81.5	230/400	4.7	2,6,20
3.7/5	1800	D112M	MM3615-50	680	L1	17.67	89	84	230/400	7.8	2,6,20
5.5/7.5	1800	D132S	MM3710-50	863	L1	17.66	85	85.5	400	11.5	2,11,20,25
7.5/10	1800	D132M	MM3714-50	1,051	L1	18.79	146	86.5	400	15.7	2,11,20,25
11/15	1800	D160M	MM2333-50	1,685	L1	21.41	235	86.5	400	23.7	2,6,20,25
15/20	1800	D160L	MM2334-50	2,040	L1	23.51	285	89.5	400	29	2,6,20,25
B5, Flange Mounted											
.55/.75	1800	D80D	MVM3542D-50	529	K	11.35	30	76	230/400	1.7	
1.5/2	1800	D90SD,LD	MVM3558D-50	646	L1	13.89	53	80	230/400	3.2	2,20
2.2/3	1800	D100LD	MVM3611D-50	794	L1	13.41	75	81.5	230/400	4.7	2,20
3.7/5	1800	D112MD	MVM3615D-50	857	L1	14.91	95	84	230/400	8.1	2,20
5.5/7.5	1800	D132SD	MVM3710D-50	1,081	L1	18.17	129	85.5	400	11.5	2,20,25
7.5/10	1800	D132MD	MVM3714D-50	1,316	L1	20.52	169	86.5	400	15.7	2,20,25
11/15	1800	D160MD	MVM2333D-50	1,571	L1	25.36	236	90.2	400	22	2,20,25
15/20	1800	D160LD	MVM2334D-50	1,935	L1	25.36	319	88	400	30	2,20,25
B14, Flange Mounted											
1.5/2	1800	D90LC	MVM3558C-50	630	L1	14.66	54	80	230/400	3.2	2,20
2.2/3	1800	D100LC	MVM3611C-50	778	L1	15.89	71	81.5	230/400	4.7	2,20
3.7/5	1800	D112MC	MVM3615C-50	840	L1	17.39	93	84	230/400	7.8	2,20
5.5/7.5	1800	D132SC	MVM3710C-50	1,065	L1	21.85	134	85.5	400	11.5	2,20
7.5/10	1800	D132MC	MVM3714C-50	1,302	L1	22.97	166	86.5	400	15.7	2,20,25

(a) See notes on inside back flap and pages 5-6.

Custom IEC frame motors are available through 1,680 kW (2,250 Hp) in TEFC enclosures and 11,200 kW (15,000 Hp) in ODP/WPII enclosures. Contact your local Baldor•Reliance Sales Representative.

■ Cast Iron Frame