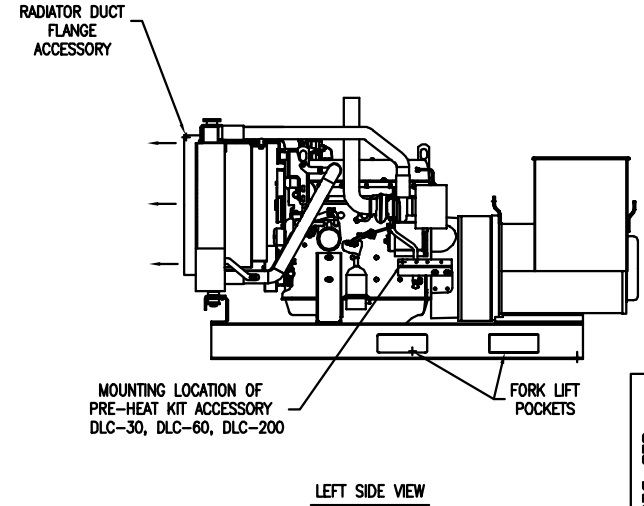
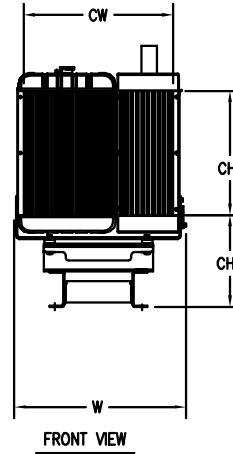
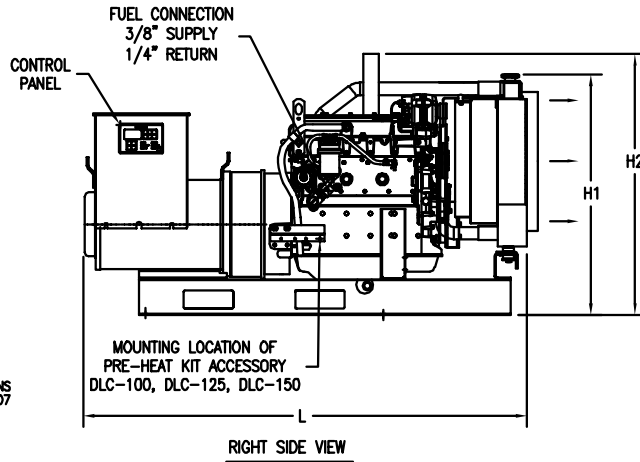
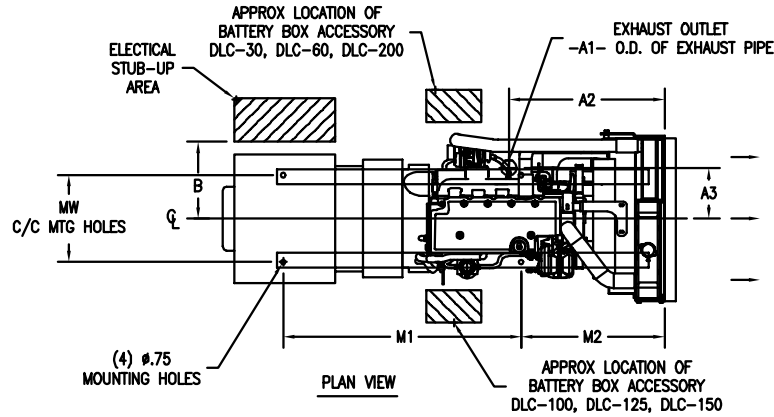


BALDOR GENERATORS

GENERAL INSTALLATION FOR IDLC GENERATORS

MODEL #	OVERALL LENGTH "L"	OVERALL WIDTH "W"	RADIATOR HEIGHT "H1"	EXHAUST OUTLET ABOVE BASE BOTTOM "H2"	O.D. EXHAUST OUTLET "A1"	EXHAUST "A2"	EXHAUST "A3"	"B"	CORE HEIGHT "CH1"	CORE HEIGHT "CH2"	CORE WIDTH "CW"	MOUNTING HOLES 2 "M1"	MOUNTING HOLE 1 "M2"	MOUNTING WIDTH "MW"	WET WEIGHT (#) ±5%
DLC30-2J	58	25	36	27	2.5	20	11	10	20	13	19	48.5	2.5	11.0	1172
DLC60-3J	75	24	43	42	2.5	28	8	12	23	13	21	58.0	6.5	14.0	1733
DLC100-3J	79	32	51	41	3.9	28	6	12	32	12	25	58.8	14.8	17.0	2366
DLC125-3J	84	34	53	47	4.0	28	6	12	32	14	27	72.3	8.5	28.2	2600
DLC150-3J	94	37	52	51	4.0	29	6	12	32	14	25	66.7	20.8	28.3	3203
DLC200-3J	106	40	54	54	5.0	32	5	14	32	15	38	86.5	2.3	30.6	4528



NOTES:

FOR PRODUCT DATA REFER TO BALDOR MODEL SPEC SHEETS

FOR INSTALLATION RECOMMENDATIONS REFER TO GEN SET MANUAL MN2407

ALL DIMENSIONS IN INCHES

ALL WEIGHTS IN POUNDS

DRAWING TO SCALE

TOLERANCES UNLESS OTHERWISE SPECIFIED
DECIMALS .XX ±.25 FRACTIONS ±1/4

WEIGHTS SHOWN ARE TYPICAL AND INCLUDE ALTERNATORS
SELECTED @150°C RISE

CUSTOMER IS RESPONSIBLE FOR DETERMINING THAT BALDOR'S PRODUCT WILL PERFORM SUITABLY IN THE INTENDED APPLICATION.

REV. DESC: ADDED DCL125-J3 INFORMATION LINE	VERSION: 03	TDR: 000000518398
REV. LTR: C	REVISED: 02:09:48 11/11/2009	BY: PGDOUSO
FILE: \PGA\00011\239		
MTL: -		

BALDOR • DODGE • RELIANCE

SALES DRAWING FOR DLC30-200 AG GENSETS

SH 1 of 1